

A D D E N D U M N O . 2

Project: EOU Ballfield Complex
RFP #: #FP-2022-09B
Date: April 7, 2026
Subject: Bid Form & Existing Conditions Plan Addenda

This three (3) page addenda changes the contract documents as follows:
modifies the bid due date to Tuesday April 16, 2026, the package 'A' bid form, and the overall civil grading plan to answer bidder questions.

Attachments included as part of this addendum are as follows:

- Updated invitation to bids cover sheet
- Updated Invitation for bids Section 00 11 16
- Updated package 'A' bid form
- Updated package 'A' civil grading plan
- Updated package C landscape construction plans

Addendum No. 2 to the Request for Proposal (RFP) is hereby submitted for use in bid preparation and submittal.

All changes, additions, and/or deletions are hereby made as part of EOU Ballfield Complex Phase I Project, as fully and completely as if the same were entirely set forth in the RFP #FP-2022-09B. Changes and additions are noted in underlined italics, deletions are noted in ~~strikethrough~~.

CONTRACT DOCUMENTS

BID DOCUMENTS

1. Bid Due Date & Time
 - a. Modify the invitation to bids cover sheet as follows:
 - i. ~~Tuesday~~ Thursday April 14 16, 2026 at 2:00pm via sealed bid submission to bids@eou.edu
2. Invitation for bids Section 00 11 16 (page 1 of 4)
 - a. Modify Invitation for bids as follows:
 - i. Bids must be delivered through email in a searchable PDF format to, bids@eou.edu and must be received by 2:00 PM, ~~Tuesday~~ Thursday April 14 16, 2026, at which time bids shall be immediately opened; however, the amounts of the Bids will not be publicly provided at that time.

3. Procurement Forms & Bid Forms Section 00 40 00

a. Modify Drawing Package A Bid Form to remove the following items:

- i. ~~8. **MASONRY** | (includes labor, equipment, and material required for: Concrete Masonry Units (CMU), mortar, grout, reinforcing, flashing, and moisture controls, and other work reasonably inferable to this section). RE: specifications section 04 20 00; as well as drawing sheet(s) A2.10—A9.00 and S0.1—S6.1.~~
- ii. ~~9. **METALS** | (includes labor, equipment, and material required for: metal tube and bar stock stair and ramp railings, fabrication, field verification, finishes, and other work reasonably inferable to this section). RE: specifications section(s) 05 5213; as well as drawing sheet(s) LC1.00—LC1.02, LC2.01, and LC2.03.~~
- iii. ~~10. **WOOD, PLASTICS, AND COMPOSITES** | (includes labor, equipment, and material required for: baseball dug-outs and storage areas to related to rough carpentry, framing, sheathing, architectural casework, cabinets, shelving, finishes, fasteners, and other work reasonably inferable to this section). RE: specifications section(s) 06 10 00, 06 20 00, and 06 41 00; as well as drawing sheet(s) A2.10—A9.00 and S0.1—S6.1.~~
- iv. ~~11. **THERMAL AND MOISTURE PROTECTION** | (includes labor, equipment, and material required for: surface prep, liquid or asphalt-based dampproofing, application of water repellent(s), crack treatments, protections, metal roof panels, underlayment, fiber cement siding, fasteners, trim pieces, flashings, drip edge, roof accessories, joint sealants, and other work reasonably inferable to this section). RE: specifications section(s) 07 11 13, 07 19 00, 07 41 13, 07 46 46, 07 62 00, 07 72 00, and 07 92 00; as well as drawing sheet(s) A2.10—A9.00, S0.1—S0.1 S6.1, LC2.01, and LC2.03.~~
- v. ~~12. **OPENINGS** | (includes labor, equipment, and material required for: hollow metal doors, frames, finishes, hardware, hinges, locks, latchsets, exit devices, stops, thresholds, and other work reasonably inferable to this section). RE: specifications section(s) 08 11 13 and 08 71 00; as well as drawing sheet(s) A2.10—A9.00.~~
- vi. ~~14. **SPECIALTIES** | (includes labor, equipment, and material required for: fire protection specialties, extinguishers, fire resistant coatings, and other work reasonably inferable to this section). RE: specifications section(s) 10 44 00; as well as drawing sheet(s) A2.10—A9.00.~~
- vii. ~~15. **EQUIPMENT** | (includes labor, equipment, and material required for: bases, pitchers' mounds, athletic field equipment, batting cages, backstop padding, fence toppers, home plate, foul poles, windscreens, backstop netting, and other work reasonably inferable to this section).~~

~~RE: specifications section(s) 11 68 33; as well as drawing sheet(s)
LC1.00 LC1.02, LC2.02 LC2.08, and A2.10 A9.00.~~

- viii. Base bid items list has been renumbered with items above removed.
- b. Supplemental Unit Price list shall be waived during the bidding process for all bidders. This list will be a requirement for the awarded contractor/bidder.

CLARIFICATIONS

These answers supersede any discussions held prior to today, including discussions on-site, and shall be considered direction/intention of the documents.

1. Irrigation system has been designed to tie into the existing system downstream of existing double check backflow assembly and proposes the use and install of a 3" mainline.
2. Substitutions to the use of Hunter I-90 irrigation heads may be considered during the submittal process.
3. Given the open and accessible nature of the project, the necessity to use an air spade is not anticipated, but may be suggested at the contractor's discretion.

PLANS

Package A SHEET C-110

The existing contours have been updated to match other sheets. See area north of E Ave where EG was extended to include data at the football parking lot.

Package C SHEETS LC1.00, LC1.01, LC1.01.2, LC1.02

These sheets have been revised to indicate drawing scale and north arrow.



INVITATION TO BID PROPOSALS #FP-2022-09B

EOU BALLFIELD COMPLEX – PHASE 1

ISSUE DATE: FEBRUARY 26, 2026

MANDATORY MEETING & SITE VISIT:

Friday, March 13, 2026 at 10:00 AM
Main Entrance of the Physical Plant Admin. Bldg.
One University Blvd, La Grande, OR 97850

BID DUE DATE & TIME

Thursday, April 16, 2026 at 2:00 PM via sealed
bid submission to bids@eou.edu

Eastern Oregon University reserves the right to change the pre-proposal site visit requirements to non-mandatory should there be three (3) or fewer attendees.

REQUEST FOR CLARIFICATIONS OR CHANGE BID DOCUMENTS:

Must be received in writing by March 26, 2026 5:00 PM
Addenda to be issued on March 30, 2026

PROJECT NUMBER FP-2022-09B

Eastern Oregon University is seeking Bid Proposals for the Project described below pursuant to this INVITATION TO BID. By submitting a Bid, the Bidder represents that they have carefully read the terms and conditions of this Bid Proposal, including all attachments and addenda, and agrees to be bound by them.

Contract Administrator

John Garlitz, Director of Facilities & Planning
EOU Facilities & Planning Department
Phone: (541) 962-3181
Email: jgarlitz@eou.edu

Bid Proposal Administrator

Lowann Vanleuven, F&P Business Manager
EOU Facilities & Planning Department
Phone: (541) 962-3020
Email: bids@eou.edu

It is the Bidders' responsibility to continue to monitor the ORPU.org website for Addenda. Failure to acknowledge any Addenda in the Transmittal Letter may cause your Bid to be considered non-responsive.

[EOU Policy 3.15.01 – Procurement and Contracting of Goods and Services](#) govern this solicitation unless otherwise referenced in this or stated.

INVITATION FOR BIDS

Owner: Eastern Oregon University, La Grande, OR

Project: EOU Ballfield Complex – Phase 1

Bidders must submit Bids electronically. Hard copies will not be accepted. Bids must be delivered through email in a searchable PDF format to, bids@eou.edu and must be received by **2:00 PM, Thursday April 16, 2026**, at which time bids shall be immediately opened; however, the amounts of the Bids will not be publicly provided at that time. The email subject line must include the title: “**Bid Proposal: Ballfield Complex – Phase 1**”. Within two working hours after the date and time designated for Bid opening, the Bidder shall submit to EOU the First Tier Subcontractors Disclosure Form through email in a searchable PDF format to bids@eou.edu. The email subject line must include the title “**1st Tier Subcontractor Form: Ballfield Complex – Phase 1**”. If a First Tier Subcontractors Disclosure Form is not received by **4:00 PM** the Bid will be considered Non-Responsive. After the deadline for submitting the First Tier Subcontractors Disclosure Form, the responsive Bid amounts will be reviewed and publicly posted in a timely manner.

A **Mandatory Pre-Bid Conference** will be convened Tuesday, March 13, 2026 at 10:00 AM at the main Entrance of the Physical Plant Administration Building, One University Blvd, La Grande, OR 97850. The University reserves the right to adjust the requirements of the pre-bid conference from mandatory to non-mandatory should three (3) or fewer bidders attend the meeting.

Written requests for clarification or change of the Bid Documents (defined below), including but not limited to the form of contract, must be received by March 26, 2026 at 5:00 PM.

- Should a Bidder find discrepancies in, or omissions from the Bid Documents, or should the Bidder be in doubt as to their meaning or believe that any aspect of the Bid Documents is improvident or unlawful or which may unnecessarily restrict competition, the Bidder should at once notify EOU in the form of a request for clarification, change, or protest. Only responses issued by formal written Addenda will be binding.
- The purpose of this request for clarification, change or protest procedure is to permit EOU time to correct, prior to the submission of Bids, aspects of the Bid Documents that may be improvident or unlawful, or which may unnecessarily restrict competition. This requirement is intended to eliminate, by permitting corrections prior to the submission of Bids, the waste of resources and delay that may result from the untimely detection of errors in the Bid Documents, possible protests, and possible rejection of Bids.
- EOU will consider each request for clarification, change, or protest and amend the Bid Documents accordingly if warranted and notify by written Addenda each prospective Bidder of any change. No other explanation or interpretation will be considered official or binding. Oral and other interpretations or clarification will be without legal effect.
- Any prospective Bidder who contends that the terms and conditions of the Bid Documents, including but not limited to the Contract, or any aspect of the selection process: (i) will encourage favoritism in the award of the Contract; (ii) will substantially diminish competition; (iii) will violate any other statute, regulation, policy, or law of any kind, including but not limited to EOU Policy

3.15.01 – Procurement and Contracting of Goods and Services; and/or (iv) are ambiguous, insufficient, or unfair for any reason must file a written protest.

- Protests must set forth the basis of the protest or request for clarification along with any proposed changes to the Bid Documents, including but not limited to the specifications or Contract terms. Failure to file a protest by the time and date indicated above will be deemed a waiver of any claim by a Bidder that the selection process violates any of the items (i)-(iv) in Paragraph 6.5. Any protest that does not meet these requirements will not be considered.
- EOU will issue a written disposition of each such request for change or clarification and/or protest no less than three business days before Bids are due. If EOU agrees with the request or upholds the protest, in whole or in part, EOU may, in its sole discretion, issue an Addendum reflecting its disposition or take other appropriate action.
- Addenda may also be issued to modify the Bid Documents or Contract Documents as deemed advisable by EOU. EOU will post addenda, if any, on its website. It is each Bidder's responsibility to check the website frequently for updates and addenda.

Work will generally include:

Right-of-way utility improvements along C Ave and 6th Street, site grading and utility updates, utilities for future baseball field and existing softball field with associate infrastructure materials, planting remediation, and site treatment from construction disturbance for all improvements, new site irrigation system, new baseball field improvements and associated infrastructure, softball field improvements and associated infrastructure, and site planting improvements.

Bid Procedures and Conditions, Bid Forms, Drawings, Specifications, and other Documents collectively referred to as the Bid Documents may be examined at the www.ORPU.org website. These are uncontrolled documents, and it is the sole responsibility of bidder to continue to monitor the www.ORPU.org website for Addenda. Failure to acknowledge any Addenda will be cause for being considered non-responsive.

[EOU Policy 3.15.01 – Procurement and Contracting for Goods and Services](#) govern this bid solicitation unless otherwise referenced or stated.

Each Bid must contain a statement as to whether the bidder is a resident bidder, as defined in ORS 279A.120. In determining the lowest qualified bidder, the Eastern Oregon University will, for the purpose of awarding the Contract, include a contractor proposed Bid Price, and add a percentage increase on the Bid of a nonresident bidder equal to the percentage, if any, of the preference given to that bidder in the state in which the bidder resides.

The successful Bidder will be required to furnish separate Performance and Payment Bonds submitted on the prescribed forms for faithful performance of the Contract in the full amount of the Contract price. The Surety issuing the bond must hold a certificate of authority to transact surety business in Oregon.

The Eastern Oregon University reserves the right to reject any or all Bids for good cause, or any or all Bids upon a finding of the Owner that it is in the public interest to do so, to postpone the award of the Contract for a period not to exceed thirty (30) days, and to accept that Bid which is to the best interests of the Eastern Oregon University

For information regarding this project, contact John Garlitz, Director of Facilities and Planning, Eastern Oregon University Facilities & Planning Department, phone (541) 962-3114, email jgarlitz@eou.edu .

END OF SECTION

THIS PAGE INTENTIONALLY LEFT BLANK

BID SCHEDULE | DRAWING PACKAGE A

Instructions to Bidders

1. Submit lump sum prices for each work scope item as listed below.
2. EOU will be determining what packages beyond A are advanced to construction based on an Institutional Determination based on Auxiliary budgets. EOU will award the bid based on the totals of packages advanced as determined by EOU.
3. Include all overhead, general conditions, and profit in each lump sum; prices must be reasonable and justifiable.
4. Bid each work scope item as financially independent, since the Owner may accept, modify, or omit one or more item(s) based on final budget availability.
5. Document, as necessary, assumptions used in calculating overhead and profit to support the lump sums.
6. Bids should allow the Owner flexibility to add or remove scope items without renegotiating overhead or profit allocation.
7. The Itemized Lump Sum Base Bid must include all labor, materials, equipment, supervision, services, overhead, profit, permits, fees, and all other costs necessary to provide a complete, fully functional, code-compliant project in strict accordance with the Contract Documents.
8. All work indicated, reasonably inferable, or required by the Contract Documents shall be included in the Base Bid, whether or not specifically itemized.
9. No additional compensation will be allowed for work required by the Contract Documents that is not separately listed in the Bid Schedule.
10. By submitting this Bid, the Bidder acknowledges they have reviewed the Contract Documents in their entirety and agree to complete all work in accordance therewith for the stated amount.

BASE BID ITEMS

ITEM	ITEM DESCRIPTION	QUANTITY	BID PRICE
1.	MOBILIZATION and BONDING	1 LS	\$ _____
2.	FEES & PERMITTING (includes applicable fees, 1200C permit, and other work reasonably inferable to this section)	1 LS	\$ _____
3.	TRAFFIC CONTROL	1 LS	\$ _____
4.	EROSION CONTROL (includes labor, equipment, and material required for: construction fencing, silt fencing, tree protection, and maintenance of existing erosion control BMP's and other work reasonably inferable to this section). RE: drawing sheet(s) C-012 and C-002.	1 LS	\$ _____

5. **DEMOLITION** | (includes labor, equipment, and material required for: removal and proper disposal of existing pavements, curbs, utility abandonment fence removal, clearing and grubbing, temporary protections, hauling, cutting and patching and other work reasonably inferable to this section). RE: specifications section(s) 31 10 00 and 26 00 20; as well as drawing sheet(s) C-010, C-011, C-002, and E0.00. 1 LS \$ _____
6. **EARTHWORK** | (includes labor, equipment, and material required for: topsoil stripping and stockpile, export, import haul & place for all earthwork, trenching and backfilling, compactions, and other work reasonably inferable to this section). RE: specifications section(s) 31 00 00 and 31 23 00; as well as drawing sheet(s) C-110, C-111, C-112, and C-113). 1 LS \$ _____
7. **CAST IN PLACE CONCRETE** | (includes labor, equipment, and material required for: curbs, walls (freestanding and retaining), footings and foundations, stairs, curb ramps, slab-on-grade, columns and associated reinforcing, joints, surface treatments, and other work reasonably inferable to this section). RE: specifications section(s) 03 30 00, 03 30 01, and per City of La Grande Public Works Department Standards and Development Code Ordinance(s); as well as drawing sheet(s) C-112, C-113, LC2.01, E1.00 and LI4.01. 1 LS \$ _____
8. **FINISHES** | (includes labor, equipment, and material required for: exterior painting, staining, finishes, high performance coatings, graffiti resistant coatings, CMU or masonry coatings, and other work reasonably inferable to this section). RE: specifications section(s) 09 91 13, 09 93 00, 09 96 23 and 09 97 23; as well as drawing sheet(s) A2.10 – A9.00 and LC2.01 – LC2.03. 1 LS \$ _____
9. **ELECTRICAL** | (includes labor, equipment, and material required for: general provisions, medium voltage cable, building wires and cables, grounding, support devices, raceways and fittings, outlets, junction and pull boxes, overcurrent protective devices, wire connections, oil filled transformers, panelboards, (SPD) equipment, lamps, lighting fixtures, and other work reasonably inferable to this section). RE: specifications section(s) 26 00 01, 26 00 20, 26 00 26, 26 00 05 13, 26 05 19, 26 05 26, 26 05 29, 26 05 33, 26 05 33.16, 26 05 53, 26 05 60, 26 05 83, 26 12 00, 26 24 17, 26 24 18, 26 27 26, 26 51 13.10, and 26 51 13.20; as well as drawing sheet(s) E0.00 – E1.00. 1 LS \$ _____
10. **CONCRETE PAVING & FLATWORK** | (includes labor, equipment, and material required for: concrete flatwork, reinforcing, joints and sealants, expansion assemblies, base course aggregates, and other work reasonably inferable to this section). RE: specifications section(s) 32 13 13 and 32 13 73, and City of La Grande Public Works Department Standards and Development Code Ordinance(s); as well as drawing sheet(s) C-112, C-113, LC1.00, & LC2.01. 1 LS \$ _____
11. **ASPHALT PAVING & MARKINGS** | (includes labor, equipment, and material required for: Parking and pavement markings and striping, ADA Symbols, lane and crosswalk striping, curb painting, directional arrows, hot-mix asphalt paving, aggregate base materials and compaction, leveling and surface coats, patching, and other work reasonably inferable to this section). RE: specifications section(s) 32 17 23, City of La Grande Public Works Department Standards and Development Code Ordinance(s); as well as drawing sheet(s) C-112, C-113, LC1.00, LC2.01. 1 LS \$ _____

12. **CHAIN LINK FENCING AND GATES** | (includes labor, equipment, and material required for: posts, horizontal rails, mesh infill, pedestrian and vehicular gates, vinyl-coatings, finishes, fasteners, hardware, tension bars and bands, drop rods, latches, locks, slats, windscreens, field measurements, and other work reasonably inferable to this section). RE: specifications section(s) 32 31 13; as well as drawing sheet(s) LC1.00, LC2.01 1 LS \$ _____
13. **PLANTING IRRIGATION** | (includes labor, equipment, and material required for: connection to water supply, controllers, flow sensors, double-check valves, ball valves, control valves, quick-couplers, boxes, equipment components, mainline, lateral lines, heads and emitters, joints, fittings, trenching, wires, tape, sleeving, testing, as-builts, maintenance period establishment and operations, and other work reasonably inferable to this section). RE: specifications section(s) 32 84 00 and 32 01 90; as well as drawing sheet(s) LI3.00 – LI4.01, E.00, and E1.00. 1 LS \$ _____
14. **SOIL PREPARATION** | (includes labor, equipment, and material required for: topsoil, soils testing, scarifying, amendments, tilling, fine grading, conditioning, soil depth verifications, and other work reasonably inferable to this section). RE: specifications section(s) 32 91 13; as well as drawing sheet(s) LP5.00 – LP6.01. 1 LS \$ _____
15. **NATIVE SEEDING** | (includes labor, equipment, and material required for: removal of rocks or debris, drill seeding, hydroseeding, tackifier, starter fertilizer application, maintenance period establishment, reseeding, weed control & removal, and other work reasonably inferable to this section). RE: specifications section(s) 32 01 90 and 32 92 20; as well as drawing sheet(s) LP5.00 – LP5.01 1 LS \$ _____
16. **PLANTS** | (includes labor, equipment, and material required for: supply and planting of trees, shrubs, ornamental grasses, groundcovers, perennials, tree stakes and ties, fertilizers, pit amendments, mulching, establishment period maintenance, and other work reasonably inferable to this section). RE: specifications section(s) 32 01 90 and 32 93 00; as well as drawing sheet(s) LP5.00 – LP6.01 1 LS \$ _____
17. **UTILITY STRUCTURES** | (includes labor, equipment, and material required for: placement of utility boxes, vaults, catch basins and inlets, precast structures, temporary shoring, dry wells, and other work reasonably inferable to this section). RE: specifications section(s) 33 05 16; as well as drawing sheet(s) C-002, C-110 – C-501 1 LS \$ _____
18. **SANITARY UTILITY SEWERAGE PIPING** | (includes labor, equipment, and material required for: gravity and force mains, PVC and HDPE pipe, fittings, gaskets and joint material, bedding material, inspections, testing, and other work reasonably inferable to this section). RE: specifications section(s) 33 31 00 and La Grande Public Works Department Standards and Development Code Ordinance; as well as drawing sheet(s) C-002, C-110 – C-501. 1 LS \$ _____
19. **STORMWATER UTILITY DRAINAGE PIPING** | (includes labor, equipment, and material required for: PVC, RCP, and/or HDPE underground rainwater piping, fittings, bedding material, connections catch basins and other structures, testing, and other work reasonably inferable to this section). RE: specifications section(s) 33 42 00; as well as drawing sheet(s) C-002, C-110 – C-501. 1 LS \$ _____
20. **TRENCHING OVER EXCAVATION AND STABILIZATION** | (includes labor, equipment, and material required for: over excavation and stabilization of utility trenching and backfilling, compactions, trench soil stabilization, and other work reasonably inferable to this section). Assumed to be 15% of total project trenching. 1 LS \$ _____

TOTAL BASE BID AMOUNT FOR ALL ITEMS 1-20 COMBINED (IN NUMBERS):

\$ _____

TOTAL BASE BID AMOUNT FOR ALL ITEMS 1-20 COMBINED (IN WORDS):

NOTE: It is the intent of the University to award the bid to the lowest responsive bidder who submits the lowest dollar bid for all the Base Bid bid-items 1-27 combined. In the event that the University determines that it will award any of the Bid Alternate Bid Items from this bid, then the lowest responsive bidder shall be considered that bidder who has submitted the lowest dollar bid for all the Base Bid Items and for any of the selected Bid Alternate Items combined. Award of all and/or any of the Alternate Bid Items is at the sole option of the City as deemed in its best interest. All of the listed Base Bid and Bid Alternates are ADD alternates.

BID ALTERNATES

ITEM	ITEM DESCRIPTION	QUANTITY	BID PRICE
A1	New Oil Filled Transformer	1 LS	\$ _____

Base Bid- Readily available Oil-Filled Transformer meeting Specification Section 26 12 00 (additional pre-approved manufacturers/suppliers/etc.). Requires added testing, and demonstration period. See Alternates Specification Section 01 63 00. Indicate lead-time _____ *

Alternate Bid- New Oil-Filled Transformer per fewer listed new manufacturers (or approved) in Specification Section 26 12 00. See Alternates Specification Section 01 63 00. Indicate lead-time _____ *

*Lead-time is not part of Contractor Award selection, will be used to determine if Owner elects to extend Substantial Completion and/or selection of Alternate; however, Owner may select Alternate at bid time leading to a difference in apparent low bidder.


For Specification Section 01 63 00

Alternate Description (Bid Package A). Base Bid to include readily available Oil-Filled Transformer. For the purposes of this Alternate readily available means furnished and installed prior to bid Substantial Completion. Base Bid allows for used, tested, in-stock unit, not exceeding 15 years in age (from install date) with warranty not less than specified. Base Bid allows for refurbished Oil Filled Transformer with warranty not less than specified. Requires performance demonstration period, and after on-site operational 3rd party oil testing. Refer to Specification Section 26 12 00 for approved base bid Oil-Filled Transformer suppliers/re-manufacturers, and additional requirements. Oil-Filled Transformer (used in-stock, and/or refurbished) shall meet requirements of Section 26 12 00.

Alternate Bid to include newly manufactured Oil-Filled Transformer (not used, not refurbished) as described in Specification Section 26 12 00. Alternate deletes performance demonstration period, and after operation on-site 3rd Party oil testing (factory testing still required). Base Bid and Alternate bids include same Warranty requirements.

NOTE: The above Lump Sum (LS) amount for the Bid Alternate A1 must be inclusive of all labor, materials, equipment, permits, transportation and everything else that is necessary to complete the project as specified in the Invitation for Bid documents.

engineer's seal



EXPIRES: 6/30/2027

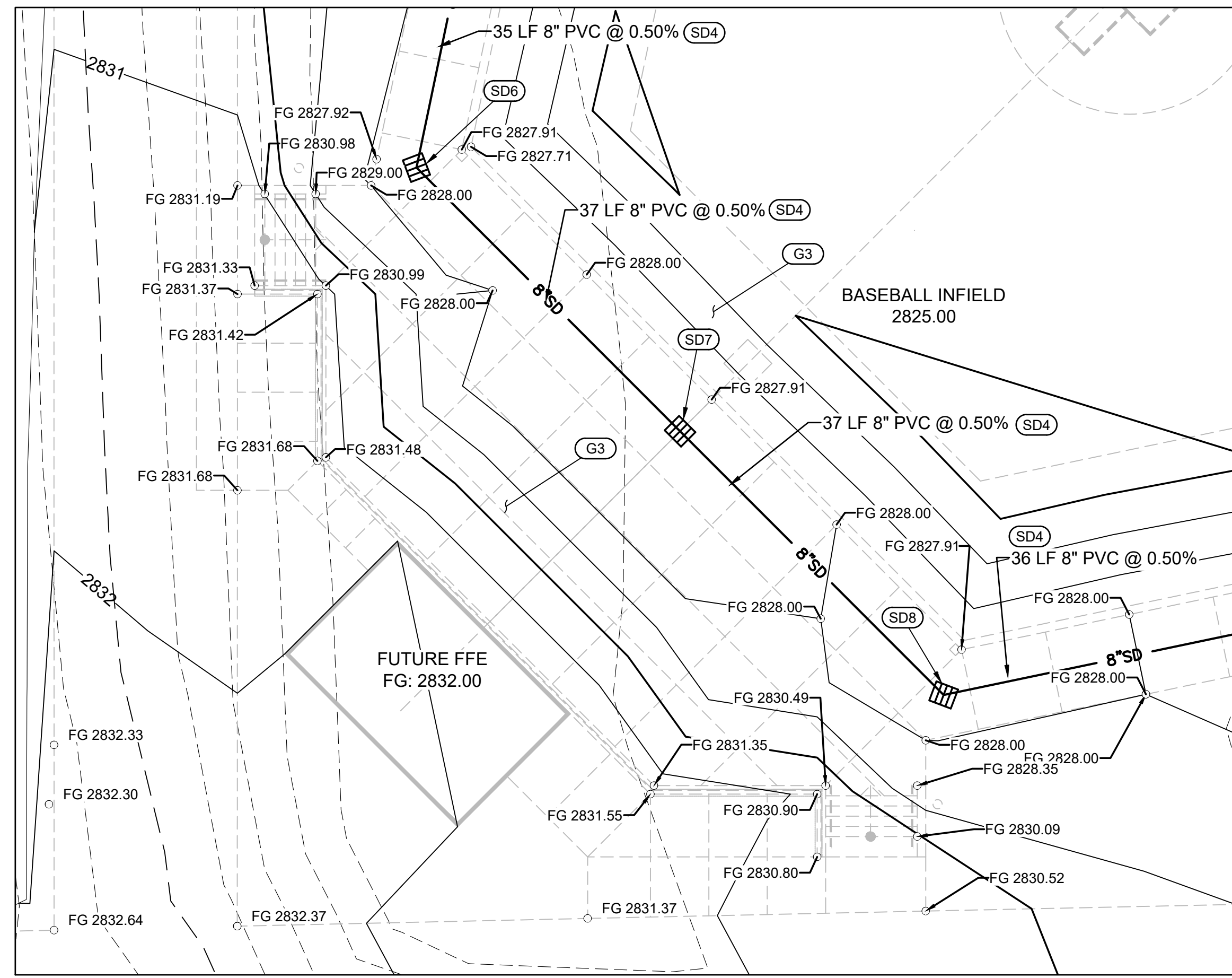
consultant



J-U-B ENGINEERS, INC.
J-U-B ENGINEERS, INC.
3611 S. Zintel Way
Kennewick, WA 99337
Phone: 509.783.2144
www.jub.com

revision schedule

no.	date	description
01	2026.04.07	ADDENDA NO. 2



A BASEBALL DETAIL
SCALE: 1" = 10'

KEYED NOTES:

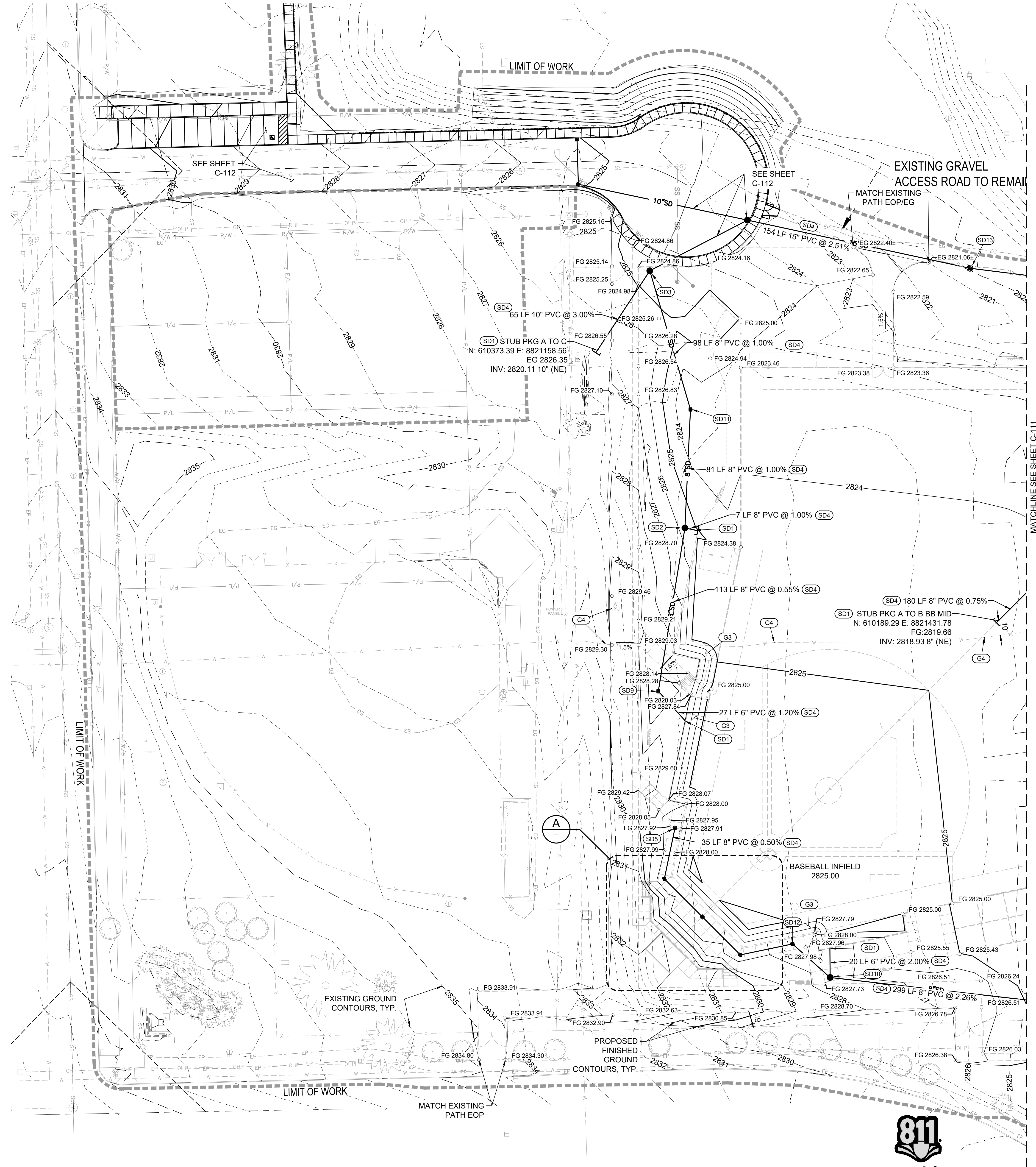
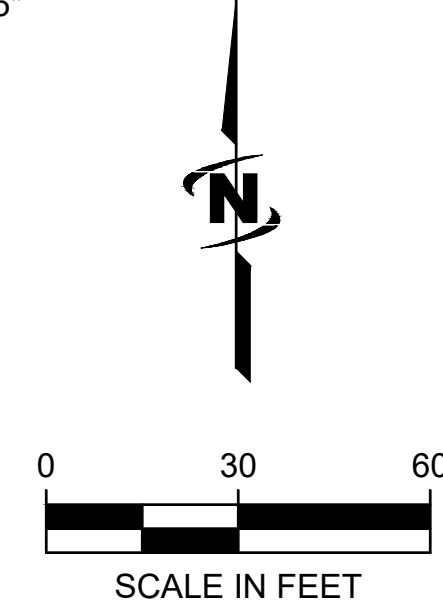
GRADING

- G1** MATCH EXISTING
- G2** GRADE BREAK
- G3** CONSTRUCT TEMPORARY 4:1 SLOPE AT FUTURE STAIRS, STRUCTURES, AND RETAINING WALLS (PACKAGE B IMPROVEMENTS), IF NOT CONSTRUCTED CONCURRENTLY
- G4** EXISTING 12" WATER MAINS TO BE RELOCATED BY CITY OF LA GRANDE PUBLIC WORKS (SEE DEMO PLAN); RETAIN AND PROTECT IN PLACE (INCLUDING ANY VALVES, FITTINGS, THRUST BLOCKS, ETC.) UNTIL RELOCATED. LOCATION SHOWN IS APPROXIMATE. MAY EXIST DURING GRADING. STOP STORM DRAIN 10' FROM ACTUAL LOCATION, TYP.

STORM DRAIN

- SD1** CAP STUB AND MARK FOR FUTURE CONNECTION IN PACKAGES B AND C IF NOT CONSTRUCTED CONCURRENTLY.
- SD2** SD MANHOLE WITH SOLID LID
N: 610252.45 E: 8821218.21
RIM: 2825.63
INV IN: 2820.86 8" (S)
INV IN: 2820.86 8" (E)
INV OUT: 2820.66 8" (N)
- SD3** SD MANHOLE WITH SOLID LID
N: 610427.64 E: 8821194.29
RIM: 2824.77
INV IN: (S) 2818.67 8"
INV IN: (SW) 2818.16 10"
INV OUT: (NE) 2817.96 10"
- SD4** PVC STORM DRAIN PIPE. DIAMETER, LENGTH, SLOPE PER PLAN
- SD5** 18" NYLOPLAST DRAIN BASIN WITH PEDESTRIAN GRATE
N: 610048.22 E: 8821211.44
RIM: 2827.88
INV OUT: (S) 2825.38 8"
- SD6** 18" NYLOPLAST DRAIN BASIN WITH PEDESTRIAN GRATE
N: 610013.48 E: 8821204.18
RIM: 2827.88
INV IN: (N) 2825.20 8"
INV OUT: (SE) 2825.10 8"
- SD7** 18" NYLOPLAST DRAIN BASIN WITH PEDESTRIAN GRATE
N: 609987.58 E: 8821230.08
RIM: 2827.88
INV IN: (NW) 2824.92 8"
INV OUT: (SE) 2824.82 8"
- SD8** 18" NYLOPLAST DRAIN BASIN WITH PEDESTRIAN GRATE
N: 609961.69 E: 8821255.97
RIM: 2827.88
INV IN: (NW) 2824.64 8"
INV OUT: (E) 2824.54 8"

- SD9** SD CATCH BASIN
N: 610141.21 E: 8821200.06
RIM: 2827.00
INV IN: (SE) 2821.68 6"
INV OUT: (N) 2821.48 8"
- SD10** SD MANHOLE WITH SOLID LID
N: 609946.29 E: 8821317.13
RIM: 2827.63
INV IN: (NW) 2822.21 8"
INV IN: (N) 2822.11 6"
INV OUT: (E) 2822.01 8"
- SD11** SD CATCH BASIN
N: 610333.18 E: 8821221.97
RIM: 2823.00
INV IN: (S) 2819.85 8"
INV OUT: (N) 2819.65 8"
- SD12** 18" NYLOPLAST DRAIN BASIN WITH PEDESTRIAN GRATE
N: 609969.12 E: 8821291.50
RIM: 2827.88
INV IN: (W) 2824.36 8"
INV OUT: (SE) 2824.26 8"
- SD13** SD MANHOLE WITH GRATED LID
N: 610429.36 E: 8821412.36
RIM: 2819.88
INV IN: (W) 2811.63 15"
INV OUT: (E) 2811.43 15"



NOTES:
1. SEE LANDSCAPE CONSTRUCTION PLANS (LC SHEETS) FOR SITE LAYOUT, PAVING SECTIONS, AND DIMENSIONS, TYP.

PACKAGE A EARTHWORK QUANTITIES

NEAT-LINE (NO SHRINK/SWELL FACTORS OR STRIPPING APPLIED)
VOLUMES CALCULATED FROM EXISTING GRADE TO FINISHED GRADE.
FOR PERMITTING PURPOSES ONLY. CONTRACTOR TO INDEPENDENTLY
CALCULATE FOR BIDDING AND CONSTRUCTION PURPOSES.

CUT	20,776 CY
FILL	21,702 CY
NET	926 CY IMPORT FROM PACKAGE B & C TO MT. WELCH GRADING

keymap

project
**EOU BALLFIELD COMPLEX
PHASE 1 - BID PACKAGE A**
E AVENUE
LA GRANDE, OR

date 2026.02.26

sla project number 2308.02

agency project number

sheet description

GRADING AND DRAINAGE
PLAN - A WEST

sheet number


C-110

project phase

BID SET

811
Know what's below.
Call before you dig.
CALL 2 BUSINESS DAYS IN ADVANCE BEFORE
YOU DIG, GRADE, OR EXCAVATE FOR THE
MARKING OF UNDERGROUND MEMBER
UTILITIES

landscape architect's seal



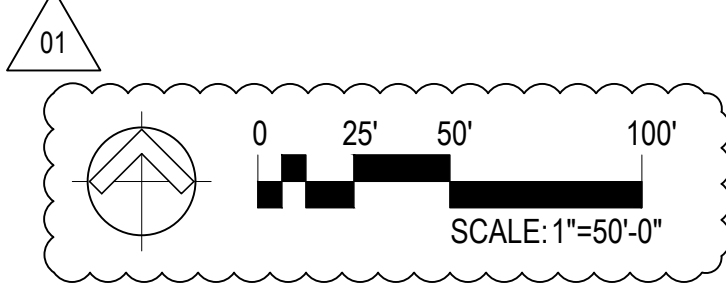
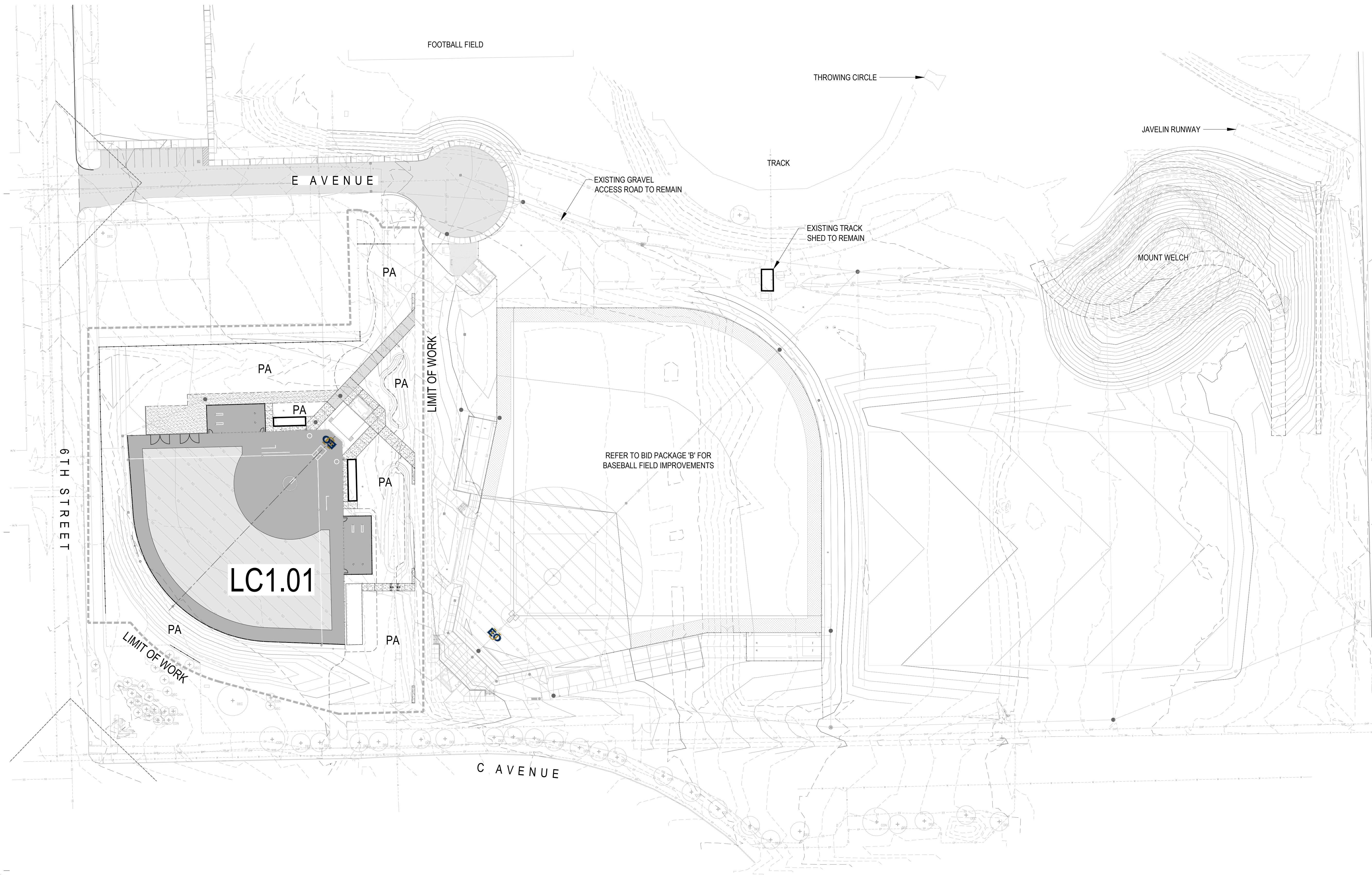
consultant

revision schedule

no.	date	description
01	2026.04.07	ADDENDA NO. 2

CONSTRUCTION NOTES

1. EXPANSION JOINTS TO BE INSTALLED WHERE PAVING MEETS ALL VERTICAL SURFACES INCLUDING BUILDING WALLS, SEATWALLS, AND RETAINING WALLS. THESE JOINTS ARE NOT SHOWN GRAPHICALLY ON CONSTRUCTION PLANS ONLY DUE TO NEED FOR CLARITY.
2. REFER TO IRRIGATION PLAN FOR SLEEVE LOCATIONS.
3. MOCK-UPS ARE REQUIRED FOR ALL FLATWORK AND SITEWALLS.
4. CONTRACTOR SHALL COORDINATE SITE GRADING AND DRAINAGE WITH CIVIL DRAWINGS.
5. CONTRACTOR SHALL COORDINATE SITE DEMO, CLEARING AND GRUBBING WITH CIVIL DRAWINGS.
6. CONTRACTOR SHALL COORDINATE RIGHT-OF-WAY DEMO AND IMPROVEMENTS WITH CIVIL DRAWINGS.
7. UTILITIES SHOWN ARE FOR INFORMATION ONLY. IT IS THE RESPONSIBILITY OF THE CONTRACTOR TO LOCATE AND PROTECT EXISTING UTILITIES. POT-HOLING IN ADDITION TO FIELD LOCATES MAY BE REQUIRED.
8. CONTRACTOR SHALL PROTECT ALL EXISTING TREES TO REMAIN AS INDICATED ON PLANS AND SPECIFICATIONS.
9. LANDSCAPE ARCHITECT SHALL PROVIDE CAD FILES FOR CONTRACTOR TO USE FOR ALIGNMENT AND HORIZONTAL CONTROLS. CONTRACTOR IS STILL RESPONSIBLE TO VERIFY APPROPRIATE LIMITS TO PERFORM ALL REQUIRED WORK.
10. CONTRACTOR SHALL RECEIVE LANDSCAPE ARCHITECTURAL APPROVAL OF ALL CONCRETE FLATWORK FORMWORK PRIOR TO POURING.
11. ALL CONTROL JOINTS, DECORATIVE JOINTS, AND EXPANSION JOINTS SHALL BE SPACED AS INDICATED ON THE DRAWINGS. CONTRACTOR SHALL COORDINATE CONCRETE PRECON MEETING WITH LANDSCAPE ARCHITECT PRIOR TO CONSTRUCTION.



project
EOU BALLFIELD COMPLEX
PHASE 1 - BID PACKAGE C
 E AVENUE
 LA GRANDE, OR

date 2026.02.26

s/a project number 2308.04

agency project number

sheet description
OVERALL LANDSCAPE
CONSTRUCTION PLAN

sheet number
LC1.00

project phase
BID SET



no.	date	description
01	2026.04.07	ADDENDA NO. 2

PAVING LEGEND

SYMBOL	DESCRIPTION	DETAIL	SPEC. SECTION
(A)	PEDESTRIAN CONCRETE PAVING COLOR: NATURAL GRAY FINISH: LT. BROOM SEALER: PROSOCO SALTGUARD	1 / LC2.01	32 13 13
(B)	VEHICULAR CONCRETE PAVING COLOR: NATURAL GRAY FINISH: LT. BROOM SEALER: PROSOCO SALTGUARD	2 / LC2.01	32 13 13
(C)	CRUSHED GRAVEL PAVING COLOR: GRAY SIZE: 1/4" CLEAN	8 / LC2.01	-
(D)	SYNTHETIC FIELD TURF - TYPE A 'INFIELD SURFACE' MANUF: SHAW SPORTS TURF #1 (512)627-2220 MODEL: LEGION 2.0 COLOR: TAN FAMILY	4 / LC2.02	32 18 13
(E)	SYNTHETIC FIELD TURF - TYPE B 'FIELD SURFACE' W/ ALTERNATE PANELS MANUF: SHAW SPORTS TURF #1 (512)627-2220 MODEL: LEGION 2.0 COLOR: GREEN FAMILY	4 / LC2.02	32 18 13

JOINT LEGEND

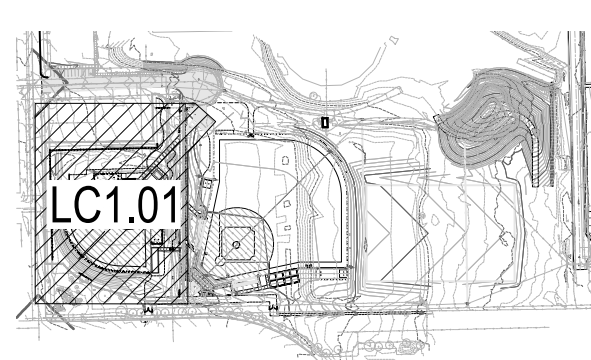
SYMBOL	DESCRIPTION	DETAIL	SPEC. SECTION
---	TOOLED CONTROL JOINT	5 / LC2.01	32 13 13
- - -	EXPANSION JOINT	3 & 4 / LC2.01	32 13 13

STANDARD CONSTRUCTION SYMBOLS & ABBREVIATIONS

SYMBOL	DESCRIPTION	SYMBOL	DESCRIPTION
PA	PLANTING AREA	PO	POINT OF ORIGIN
⤵	ALIGN	PAV.	PAVING
SIM.	SIMILAR	JTS.	JOINTS
TYP.	TYPICAL	EQ.	EQUAL

CONSTRUCTION KEYTAGS

SYMBOL	DESCRIPTION	DETAIL	SPEC. SECTION
1	SOFTBALL PITCHER'S CIRCLE	10 / LC2.01	11 68 33
2	SOFTBALL BATTER'S AND CATCHER'S BOX	9 / LC2.01	11 68 33
3	INFIELD BASE	-	11 68 33
4	ON-DECK CIRCLE	-	-
5	EOU LOGO PER EOU STANDARDS GUIDE	-	-
6	SYNTHETIC COACH'S BOX	-	-
7	SOFTBALL LED SCOREBOARD (NIC: FUTURE PHASE)	2 & 3 / LC2.03	-
8	SOFTBALL BULLPEN & FENCING (RE: LC1.02)	1 / LC2.03 2 / LC2.02	32 31 13
9	PERIMETER FENCING (RE: LC1.02)	1 / LC2.02	32 31 13
10	EXISTING FENCING TO REMAIN	-	-
11	OUTFIELD FENCING (RE: LC1.02)	3 / LC2.02	32 31 13
12	CONCRETE STAIRS	6, 7 / LC2.01	03 30 01
13	STEEL STAIR HANDRAIL	9 / LC2.02	05 52 13
14	EXISTING SOFTBALL DUGOUT TO REMAIN	-	-
15	EXISTING SOFTBALL FIELD FENCING TO REMAIN (RE: LC1.02)	-	-
16	METAL EDGING	5 / LC2.03	-
17	EXISTING SOFTBALL BATTING CAGE TO REMAIN	-	-
18	SYNTHETIC TURF MANHOLE ACCESS COVER	4 / LC2.03	-
19	SALVAGED SOFTBALL FOUL BALL POLE	-	-
20	SHOVEL CUT LAWN EDGE	-	-
21	BENCH (NIC: FUTURE PHASE)	-	-
22	TRASH / RECYCLING RECEPTACLE (NIC: FUTURE PHASE)	-	-
23	INFIELD PEDESTRIAN ACCESS GATE	8 / LC2.02	32 31 13
24	SITE UTILITIES	PER CIVIL	-
25	PRESS BOX FACILITY (NIC: FUTURE PHASE)	-	-
26	RESTROOM BUILDING (NIC: FUTURE PHASE)	-	-
27	CONCRETE MOWCURB	11 / LC2.01	03 30 01
28	FLAGPOLE	6 / LC2.03	-



**EOU BALLFIELD COMPLEX
PHASE 1 - BID PACKAGE C**
E AVENUE
LA GRANDE, OR

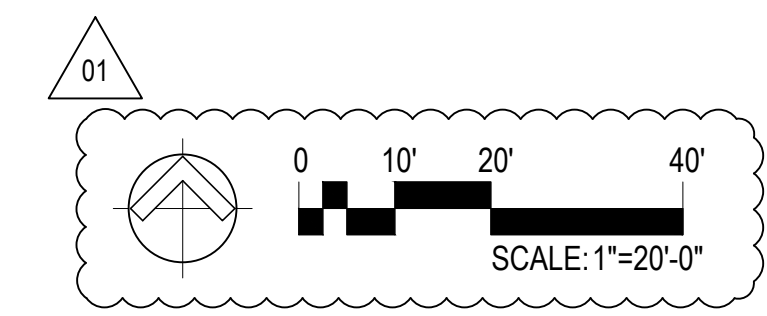
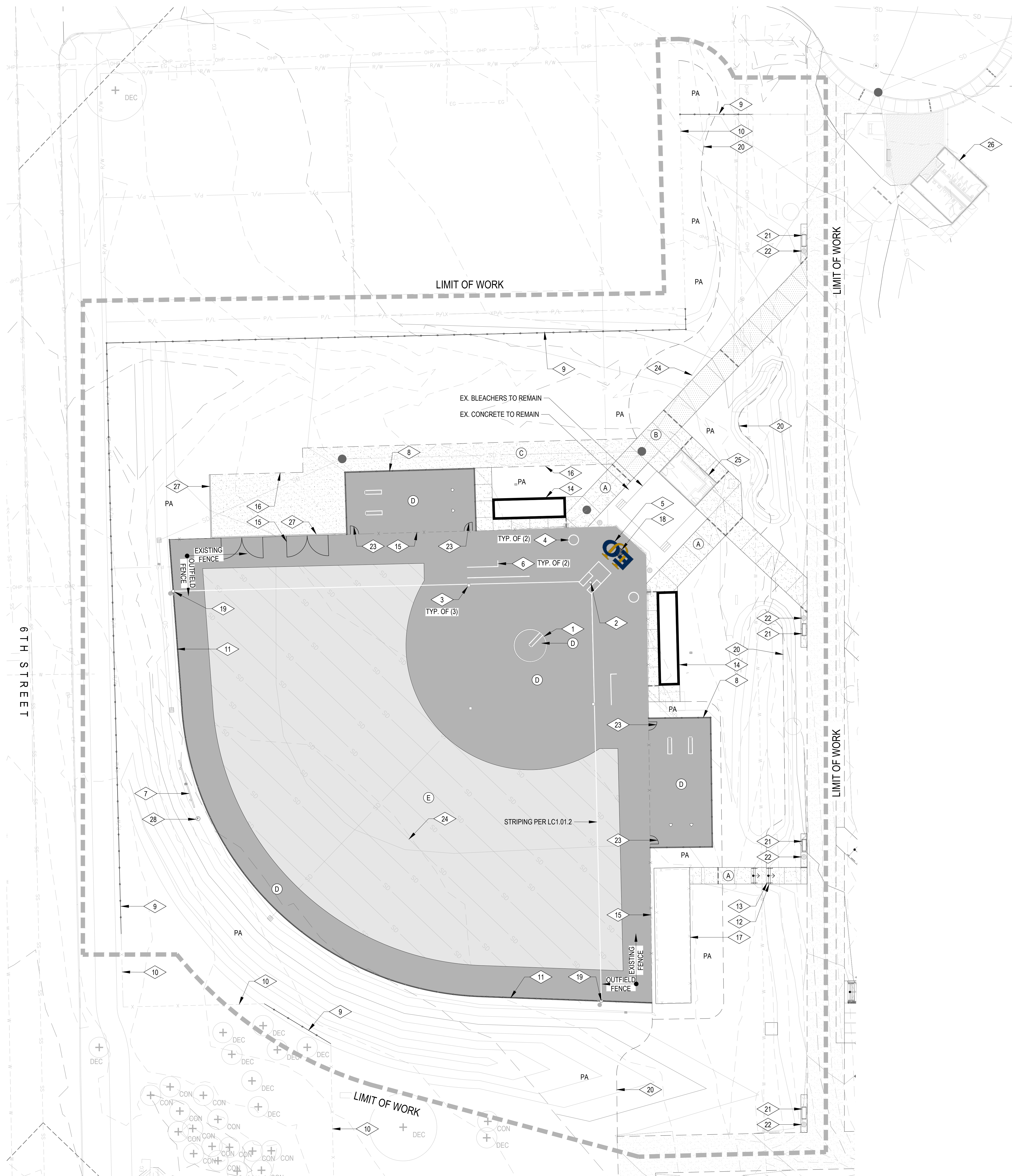
2026.02.26

2308.04

**SOFTBALL FIELD
LANDSCAPE
CONSTRUCTION PLAN**

LC1.01

BID SET





no.	date	description
01	2026.04.07	ADDENDA NO. 2

PAVING LEGEND

SYMBOL	DESCRIPTION	DETAIL	SPEC. SECTION
(A)	PEDESTRIAN CONCRETE PAVING COLOR: NATURAL GRAY FINISH: LT. BROOM SEALER: PROSOCO SALTGUARD	1 / LC2.01	32 13 13
(B)	VEHICULAR CONCRETE PAVING COLOR: NATURAL GRAY FINISH: LT. BROOM SEALER: PROSOCO SALTGUARD	2 / LC2.01	32 13 13
(C)	CRUSHED GRAVEL PAVING COLOR: GRAY SIZE: 1/4" CLEAN	8 / LC2.01	-
(D)	SYNTHETIC FIELD TURF - TYPE A 'INFIELD SURFACE' MANUF: SHAW SPORTS TURF #1 (512)627-2220 MODEL: LEGION 2.0 COLOR: TAN FAMILY	4 / LC2.02	32 18 13
(E)	SYNTHETIC FIELD TURF - TYPE B 'FIELD SURFACE' W/ ALTERNATE PANELS MANUF: SHAW SPORTS TURF #1 (512)627-2220 MODEL: LEGION 2.0 COLOR: GREEN FAMILY	4 / LC2.02	32 18 13

JOINT LEGEND

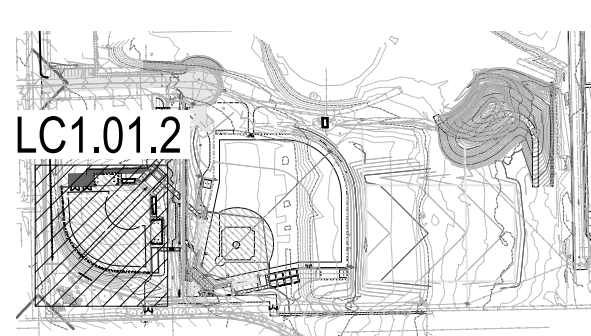
SYMBOL	DESCRIPTION	DETAIL	SPEC. SECTION
---	TOOLED CONTROL JOINT	5 / LC2.01	32 13 13
---	EXPANSION JOINT	3 & 4 / LC2.01	32 13 13

STANDARD CONSTRUCTION SYMBOLS & ABBREVIATIONS

SYMBOL	DESCRIPTION	SYMBOL	DESCRIPTION
PA	PLANTING AREA	PO	POINT OF ORIGIN
⤵	ALIGN	PAV.	PAVING
SIM.	SIMILAR	JTS.	JOINTS
TYP.	TYPICAL	EQ.	EQUAL

CONSTRUCTION KEYTAGS

SYMBOL	DESCRIPTION	DETAIL	SPEC. SECTION
1	SOFTBALL PITCHER'S CIRCLE	10 / LC2.01	11 68 33
2	SOFTBALL BATTER'S AND CATCHER'S BOX	9 / LC2.01	11 68 33
3	INFIELD BASE	-	11 68 33
4	ON-DECK CIRCLE	-	-
5	EOU LOGO PER EOU STANDARDS GUIDE	-	-
6	SYNTHETIC COACH'S BOX	-	-
7	SOFTBALL LED SCOREBOARD (NIC: FUTURE PHASE)	2 & 3 / LC2.03	-
8	SOFTBALL BULLPEN & FENCING (RE: LC1.02)	1 / LC2.03 2 / LC2.02	32 31 13
9	PERIMETER FENCING (RE: LC1.02)	1 / LC2.02	32 31 13
10	EXISTING FENCING TO REMAIN	-	-
11	OUTFIELD FENCING (RE: LC1.02)	3 / LC2.02	32 31 13
12	CONCRETE STAIRS	6, 7 / LC2.01	03 30 01
13	STEEL STAIR HANDRAIL	9 / LC2.02	05 52 13
14	EXISTING SOFTBALL DUGOUT TO REMAIN	-	-
15	EXISTING SOFTBALL FIELD FENCING TO REMAIN (RE: LC1.02)	-	-
16	METAL EDGING	5 / LC2.03	-
17	EXISTING SOFTBALL BATTING CAGE TO REMAIN	-	-
18	SYNTHETIC TURF MANHOLE ACCESS COVER	4 / LC2.03	-
19	SALVAGED SOFTBALL FOUL BALL POLE	-	-
20	SHOVEL CUT LAWN EDGE	-	-
21	BENCH (NIC: FUTURE PHASE)	-	-
22	TRASH / RECYCLING RECEPTACLE (NIC: FUTURE PHASE)	-	-
23	INFIELD PEDESTRIAN ACCESS GATE	8 / LC2.02	32 31 13
24	SITE UTILITIES	PER CIVIL	-
25	PRESS BOX FACILITY (NIC: FUTURE PHASE)	-	-
26	RESTROOM BUILDING (NIC: FUTURE PHASE)	-	-
27	CONCRETE MOWCURB	11 / LC2.01	03 30 01
28	FLAGPOLE	6 / LC2.03	-



project
**EOU BALLFIELD COMPLEX
PHASE 1 - BID PACKAGE C**
E AVENUE
LA GRANDE, OR

date 2026.02.26

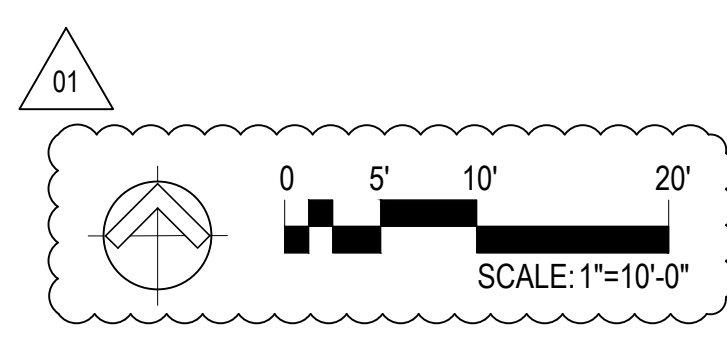
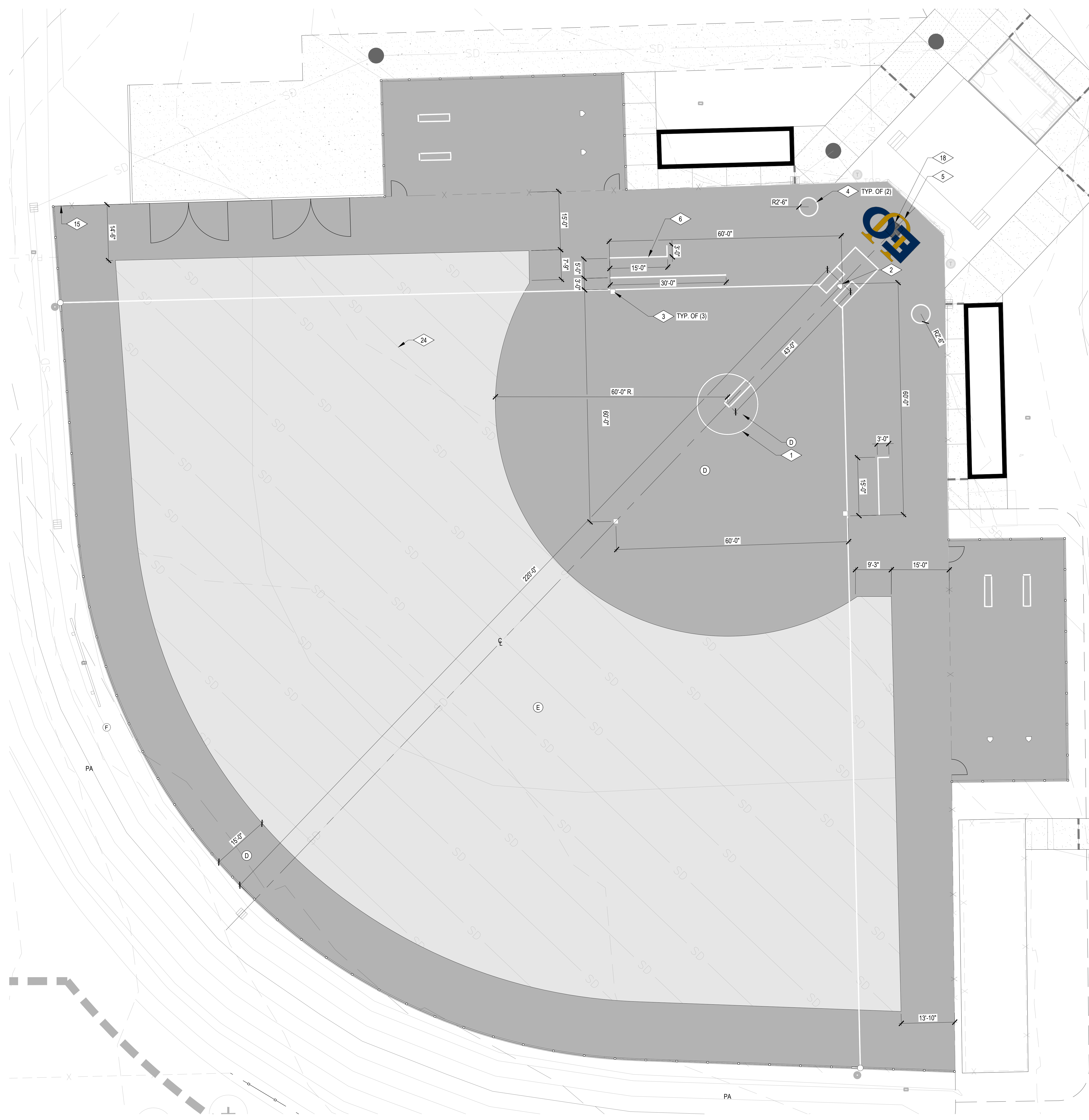
sla project number 2308.04

agency project number

sheet description
**SOFTBALL FIELD
LANDSCAPE STRIPING
ENLARGEMENT PLAN**

sheet number
LC1.01.2

project phase
BID SET



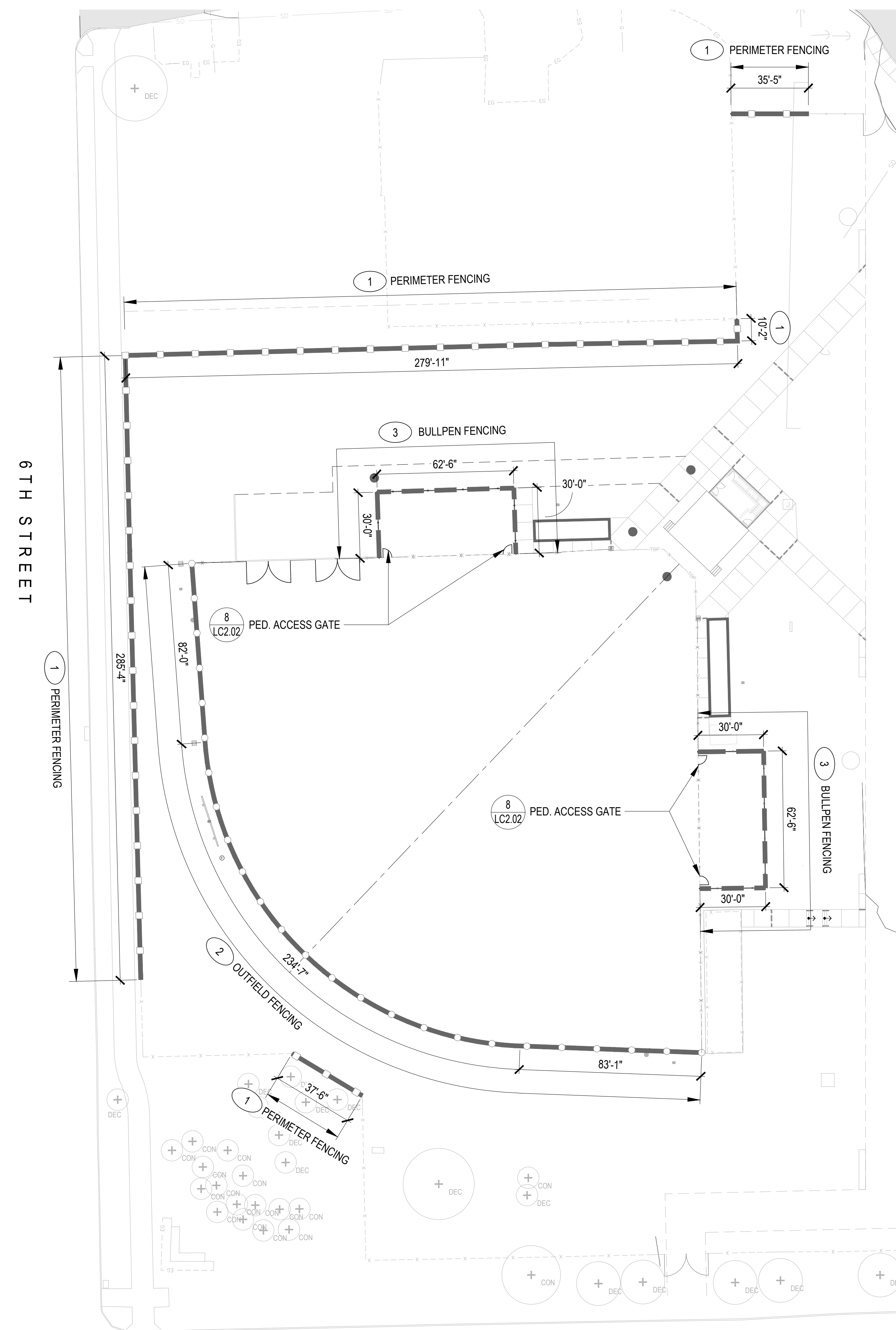
landscape architect's seal



consultant

revision schedule

no.	date	description
01	2026.04.07	ADDENDA NO. 2

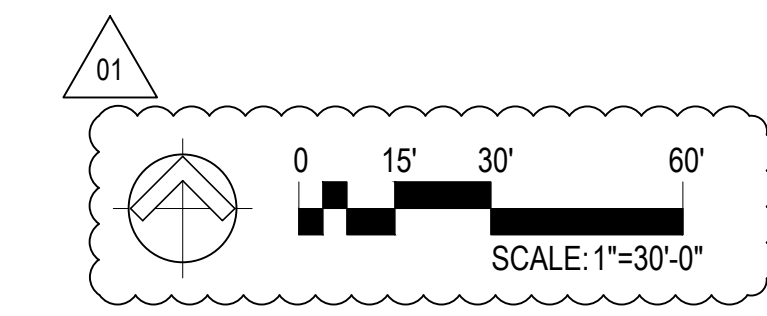


FENCING NOTES

1. ACTUAL DIMENSIONS OF PROPOSED FENCING MAY VARY. ALL DIMENSIONS SHALL BE VERIFIED IN FIELD PRIOR TO INSTALLATION. CONSULT LANDSCAPE ARCHITECT SHOULD THERE BE A SIGNIFICANT DISCREPANCY IN DIMENSIONS.
2. PROPOSED FENCING SHALL TIE IN TO PRESERVED EXISTING FENCING WHERE APPLICABLE.

FENCING LEGEND

SYMBOL	LINE	DESCRIPTION	DETAIL
1		PERIMETER FENCING	1 / LC2.02
2		OUTFIELD FENCING	3 / LC2.02
3		BULLPEN FENCING	2 / LC2.02
		EXISTING FENCING TO REMAIN	



project
EOU BALLFIELD COMPLEX
PHASE 1 - BID PACKAGE C
 E AVENUE
 LA GRANDE, OR

date 2026.02.26

sla project number 2308.04

agency project number

sheet description
SOFTBALL FIELD
LANDSCAPE FENCING
PLAN

sheet number
LC1.02

project phase
BID SET