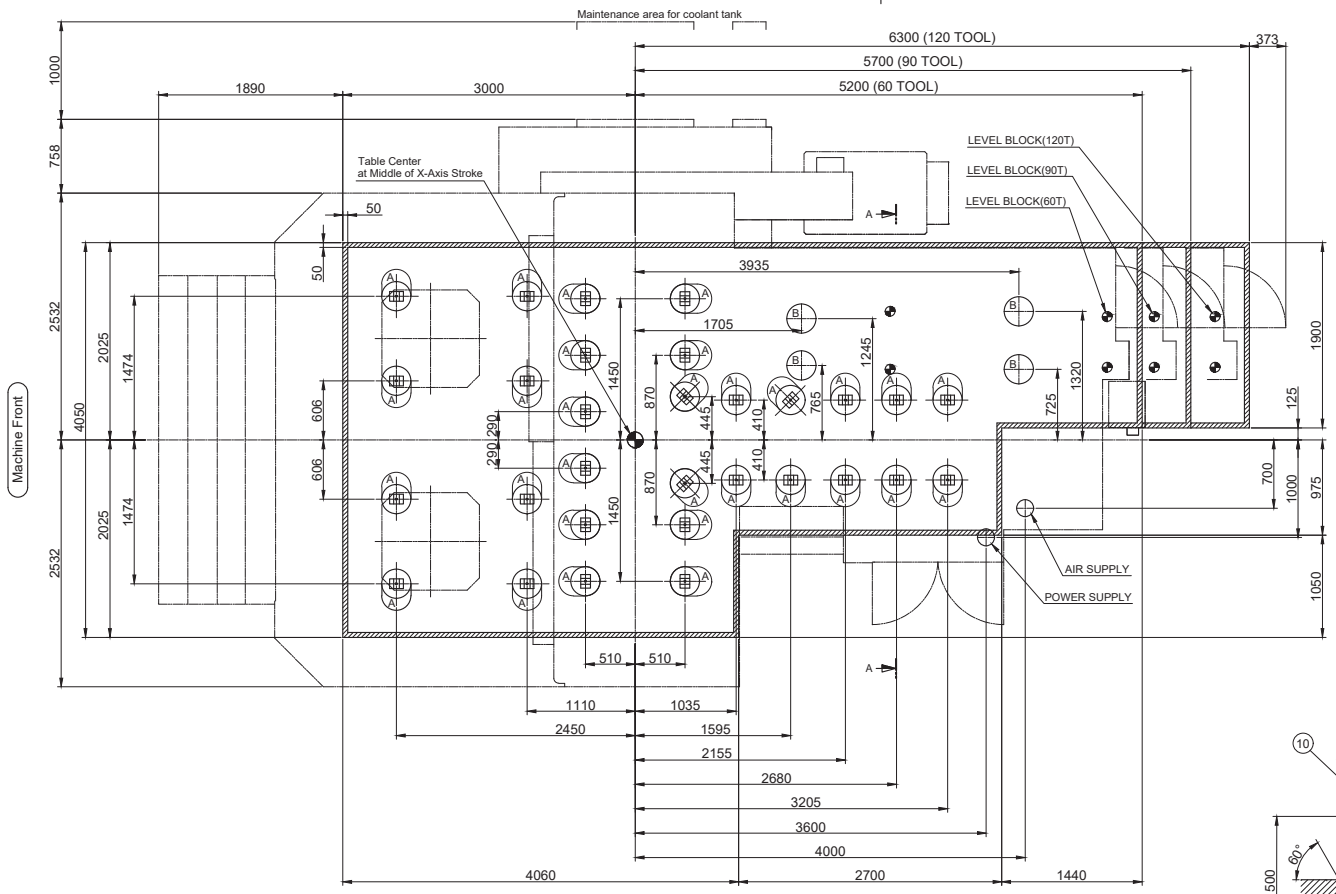

NO.	ITEM No.	ITEM DESCRIPTION	Q'TY	SPEC./MAT.	REMARK
1	120104-00017	BOLT FOUNDATION	30		
2	S4001132	NUT,HEX	34	NA20	
3	S5001101	WASHER,PLAIN	34	ZP20	
4	S5101101	WASHER,SPRING	34	ZS20	
5	P88074512	BOLT,LEVELING	30	BLVC45125	
6	P88100045	NUT	30	NLV 45	
7	P88020100	BLOCK	30	LBB 100	
8	P88110020	COLLAR	34	FC 20	
9	S3526386	SCREW,SET;HEX. S/HEAD	34	BQK6X10	
10	P88120020	BUSHING	30	FB 20	
11	P31200400	BOLT;FOUNDATION	4	BFLA20X400	
12	S2212462	BOLT,HEX SOCKET HEAD	4	BB10X40	
13	S5000601	WASHER,PLAIN	4	ZP10	
14	250205-03242	PLATE;FOUNDATION	4		

MAIN VALUES (주요 수치)

MACHINE WEIGHT (기계 중량)	60 TOOL	29 000 kg
	90 TOOL	29 700 kg
	120 TOOL	30 700 kg
MAX. WORKPIECE WEIGHT (최대 공작물 중량)		5 000 kg (Each pallet)
BEARING OF SOIL (지내력)		7 kPa

TOLERANCE (허용 공차)

FLATNESS (평면도)		±10mm
PITCH OF HOLES (구멍 간격)	SINGLE (단일)	±10mm
	ACCUMULATED (누적)	±20mm
DIMENSION OF HOLES (구멍크기)		±10mm

FOUNDATION MATERIAL (기초 재료)

CONCRETE (콘크리트)	STRENGTH (강도)		24 MPa
	QUANTITY (필요량)	60 TOOL	20.9 m³ (50 070 kg)
		90 TOOL	21.6 m³ (51 890 kg)
		120 TOOL	22.5 m³ (54 080 kg)
GROUT (그라우트)	STRENGTH (강도)		40 MPa
	QUANTITY (필요량)		0.96 m³ (2 305 kg)

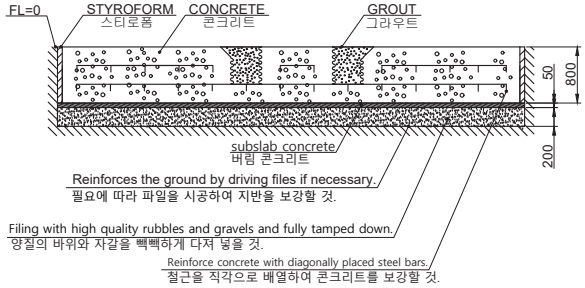

SECTION A-A

REMARKS
1. WIRING FROM POWER SOURCE TO THE MACHINE MUST BE PERFORMED BY CUSTOMER.
2. CURING PERIOD OF CONCRETE SHOULD BE MORE THAN ONE MONTH.
3. USE Ø300 CORRUGATED TUBE, AND REMOVE TUBE AFTER CONCRETE.
4. POUR GROUT AFTER POSITIONING AND PRELIMINARY LEVELING WORK.
5. REMOVE P88120020 PART AFTER CURING OF GROUT.
6. THE FOUNDATION VALUES SHOWN IN THIS DRAWING ARE REFERENCE/RECOMMENDED VALUES.
IF THE SOIL CONDITION IS POOR, VERIFICATION IS NEEDED THROUGH THE STRUCTURAL DESIGNER.

주기
1. 기계까지의 전원배선 작업은 사용자측에서 준비하여 작업할 것.
2. 콘크리트의 양생기간은 1개월 이상으로 할 것.
3. 그라우트용 구멍은 Ø300 주름 튜브를 사용하며, 콘크리트 작업 후 반드시 제거할 것.
4. 그라우트는 기초 위치에 기계를 안착시키고, 가레벨 작업을 완료한 후에 주입할 것.
5. P88120020 부품은 그라우트 양생 후 제거할 것.
6. 도면에 표기된 값은 추천치 입니다. 연약지반의 경우에는 구조 설계자를 통한 검증이 필요합니다.

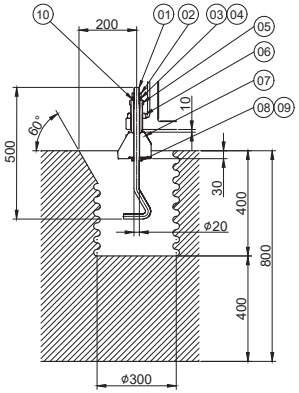

A-30 HOLES

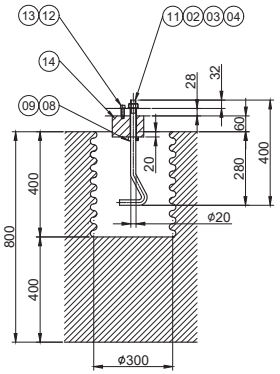

B-4 HOLES

SUFFIX	MARK	SUBJECT	ECN. NO.	DATE	NAME	CHECKED
	△X					
	△X					
	△X					

UNSPECIFIED SURFACE ROUGHNESS		김동권	APPROVED		
GENERAL TOLERANCE (MACHINING)	GENERAL CHAMFER		CHECKED		
OVER TO - 6 ±0.1 6 - 30 ±0.2 30 - 120 ±0.3 120 - 315 ±0.5 315 - 1000 ±0.8 1000 - 2000 ±1.2 2000 - 4000 ±2.0	HEAT TREATMENT HARDNESS		CHECKED		
	HEAT TREATMENT METHOD	강기열	DESIGNED		
	SURFACE TREATMENT	'20.11.10	DRAWN		

TITLE	FOUNDATION PLAN (#326~)	Q'TY	
ASS'Y	MAGAZINE 60/90/120 TOOLS(D2000)	W.T (kg)	
MODEL	HM1000	MAT.	
REF. DRG. NO.		DRG.NO. A3	TD190108A
SCALE	1/1		

DN SOLUTIONS CHANGWON KOREA